

... altijd de passende toebehoren voor uw machine!

QUICK-STICK schuurschijven, geperforeerd, rond



Ø 115 mm

Art.-nr.

4918-
5418-



Ø 125 mm

Art.-nr.

4919-
5419-
4959-



Ø 150 mm

Art.-nr.

4920-
4960-



Ø 225 mm






Art.-nr.

4921-

Fabrikant/machinetype

	Ø 115 mm	Ø 125 mm	Ø 150 mm	Ø 225 mm
AEG				
EX 400, EX 450, EXE 400		x		
EXE 460 (125), EX 125 ES		x		
EXE 460, ROS 150 E, EX 150 ES			x	
ALPHA TOOLS				
ES 125 E		x		
ATLAS - COPCO				
TEX 150		x		
BLACK & DECKER				
BD 190 / S / E / D, KA 198 GT		x		
KA 190 / S / EKA 191 EK,		x		
KA 280, 280 K, XTA 90EK		x		
BOSCH				
PEX 11 A / AE, PEX 115	x			
GEX 125 A / AC, GEX 125-1AE		x		
PEX 12 A/AE, PEX 125 A,		x		
PEX 125 AE, PEX 270 A / AE,		x		
PEX 220A, PEX 300 AE, 400 AE,		x		
GEX 150 AC / ACE, Turbo,			x	
PEX 15 AE, PEX 420 AE			x	
GEX 125-150 AVE		x	x	
DEWALT				
DW 423, D26453		x		
DW 443, D26410			x	
EINHELL				
EX 115	x			
BT-RS 420 E, RT-XS 28, BES 125		x		
TE-RS 18 Li, TC-RS 38 E, TE-RS 40 E		x		
TC-DW 225, TE-DU 225 X				x
ELU				
ES 55 E		x		
ES 56 E / EK			x	
ERGOTOOLS				
E-ES 430 E		x		
FEIN				
MSF 636-1		x		
FELISATTI				
TP 521 / E / AS / EAS,			x	
TP 522 AS / CE			x	
FERM				
ESM 1007		x		
FESTO / FESTOOL				
ES 125 / E, ES 125 (Plus), Rotex RO 125, ETS125 Q/EQ, LEX 3 125		x		
Rotex RO 150, ETS 150/3, ETS 150/5, ETS EC 150/3, ETS EC 150/3,			x	
ETS 150/5, WTS 150, LEX 3 150			x	
Planex LHS 225				x
FLEX				
XS 712 A		x		
X/XS 1107 VE			x	
Giraffe, Giraffe GE 7			x	x

Schuren en polijsten

QUICK-STICK schuurschijven, geperforeerd, rond 				
	Ø 115 mm	Ø 125 mm	Ø 150 mm	Ø 225 mm
Fabrikant/machinetype	Art.-nr.	Art.-nr.	Art.-nr.	Art.-nr.
	4918-5418-	4919-5419-4959-	4920-4960-	4921-
HILTI				
WFE 380, WFE 450 E			x	
HITACHI				
TSV 13 Y, SV 13 YA / YB		x		
SAY 150 A			x	
KRESS				
CPS 6115-1 / E	x			
CPS 6125-1 / E, HEX 1385 E		x		
HEX 6385 E / Set, 900 MPS		x		
900 HEX			x	
MAC ALLISTER				
MOS 450C		x		
MAFELL				
UT 150E, EVA 150E			x	
MAKITA				
BO 5000, 5010, 5021, 5021 K, DBO 180RMJ / Y1J (Akkü)		x		
BO 5031J, BO 5041J		x		
BO 6040J, BO 6030J (8 Löcher)			x	
METABO				
SXE 125, SXE 425, XL		x		
SXE 425 TURBOTEC		x		
FSX 200 INTEC, SXE 325 INTEC		x		
SXE 450 DUO, TURBOTEC			x	
SXE 425 XL, DSX 150			x	
MILWAUKEE				
PRS 125 E		x		
ROS 150 E			x	
PEUGEOT				
PAE 115	x			
PRX 150 E			x	
RYOBI				
ERO 2412VN, CRO 180M / MHG, ROS 300A		x		
SKIL				
7415	x			
7400, 7402, 7425, 7430, 7435, 7440 AA, 7460 AA		x		
7440AA, 7460AA, 7470 MA		x		
STAYER				
LRT 115	x			
LRT 150, RO 150			x	
STOMER				
SRS-220		x		
WEGOMA				
LRE 84 H		x		
RX 91 C, RT 118 N, RTE (1)46L			x	
WORX DIY				
WX656, WX652		x		
WORX PRO				
WU651, WU652		x	x	
WU654				