



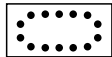



















... always the appropriate accessories for your machine!

Orbital sander sheets STANDARD					
Size: Width x length	93 x 230 mm	115 x 280 mm	punched type A 93 x 230 mm	punched type B 93 x 230 mm	punched 115 x 280 mm
Manufacturer / machine model	Part.-No. 815-	Part.-No. 812-	Part.-No. 8181-	Part.-No. 8182-	Part.-No. 8187-
<b>UNIVERSAL</b>					
With clamps without dust extraction	x	x			
<b>AEG</b>					
VS 130, VSE 130, VS 230	x		x		
VSS 260/E, VS 230/E			x		
VS 14, VS 20, VSE 20, VSS 20					x
VSS 20/E, VS 250, VSE 250					x
VSS 280, VSSE 280					x
VS 280/E, FS 280					x
<b>ALPHA TOOLS</b>					
ASS 280					x
<b>ATLAS COPCO</b>					
VS 230, VSE 230,		x		x	
VSS 260, VSSE 260		x		x	
VS 280 E, VS 280 SE					x
VSE 230, VSS 20 E					x
<b>BLACK &amp; DECKER</b>					
DN 41 A, DN 41 AE, BD 175, BD 180,	x		x		
BD 180 E, KA 300, KA 185, KA 185 E	x		x		
BD 175, BD 180 E, DN 41 AE,		x		x	
DN 180 E, KA 186 E, KA 196, KC 185 E		x		x	
KC 273, KC 962, CD 400, VB 135 B		x		x	
SR 400, PL 52					
BD 273, DN 49, DN 273,					x
DN 41 AE, DN 180 E, KC 962,					x
P 63-03, P 63-04, P 63-05,					x
KA 180 E, KA 274 EKA,					x
SR 410 E, VB 135 A, VB 250 E					x
KA 273					x
KA 310, KA 320 EKA, KA330 EKA	x		x		
<b>BOSCH</b>					
GSS 23 AE, GSS 230 A/ AE		x		x	
PSS 23 A/AE, PSS 240 A/AE		x		x	
GSS 23 AE, PSS 230		x		x	
GSS 9,6 V, GSS 140 A					
GSS 28 A/AE, GSS 280 A/AE,					x
PSS 28 AE, PSS 280 AE, PSS 300 AE					x
GSS 28 A					x
<b>CASALS</b>					
BLR 170, YLR 210		x		x	
BLR 250					x
LN 216, LR 228					x
<b>DEWALT</b>					
DW 411, D26411					
D26420, D26421					x
D26422, D26423		x		x	
<b>EINHELL</b>					
TC-OS 1520/1			x		
EST 170		x		x	
RT-OS 30, TE-OS 2520					x
BT-OS 280 E					x
BT-RS 420 E, RT-XS 28					













## Orbital sander sheets standard

Orbital sander sheets STANDARD					
Size: Width x length	93 x 230 mm	115 x 280 mm	punched type A 93 x 230 mm	punched type B 93 x 230 mm	punched 115 x 280 mm
Manufacturer / machine model	Part.-No. 815-	Part.-No. 812-	Part.-No. 8181-	Part.-No. 8182-	Part.-No. 8187-
<b>ELU</b>					
MVS 47, MVS 91, MVS 94					x
VS 280, VSE/VSSE 280					x
VS 41, VS 71					x
<b>ERGOTOOLS</b>					
E-VS 280					x
<b>FEIN</b>					
MSS 641 a, MSS 641 b					x
<b>FESTO / FESTOOL</b>					
RS 3 SFE, RS 3E SFE					
LRB-IAS, LRB-T1, RS 1, RS 2,					x
RS 2 E, RTB, RTB-E, RTB-EA,					x
RTR-S2, RTT-S2, RTS, 2 RB-IAS					x
<b>HILTI</b>					
WFO 280					x
<b>HITACHI</b>					
SV 12 SD, SV 12 V					x
<b>KRESS</b>					
CRS 6175 E, CRS 6175 ES					x
CRS 6165 A, 300 RSE					x
<b>MAKITA</b>					
9036	x			x	
BO 3711, BO 3700	x			x	
BO 4553, BO 4554, BO 4555					
BO 4556, BO 4558					
BO 9046, BO 4901, BO 4900 V					x
<b>METABO</b>					
SR 356, SR 4350		x		x	
SR 226, SRE 227, SR 10-23		x		x	
SR 20-23		x		x	
SR 180 INTEC, SRE 357		x		x	
SR 328, 4321, SRE 329, 359					x
<b>PEUGEOT</b>					
DN 180, DN 180 E, KA 185 A,	x		x		
KA 185 E, KC 962, VB 135 A	x		x		
10 TV I AS	x		x		
PV 240 A, TV 4102		x		x	
BP 22 E					x
<b>RYOBI</b>					
NS 401, NS 801, S 35		x		x	
S 605 D, EOS 2410					
ESS 1890C, ESS 2590V		x		x	
ESS 3215V					x
<b>SKIL</b>					
7310, 7315, 7350, 7385,		x		x	
7300, 7320, 7330, 7340, 7360,		x		x	
7365, 7390, 7395		x		x	
7351AA, 7366AA		x		x	
7576 U, 7312AA					
7380AA, 7300					x
666					x
<b>WORX PRO</b>					
WU645					
WU644, WU641				x	

... always the appropriate accessories for your machine!

Orbital sander sheets QUICK-STICK	 	 	 	 	 		
Size: Width x length	punched 80 x 133 mm	punched 93 x 185 mm	punched 93 x 187 mm	punched 100 x 115 mm	punched 115 x 230 mm	Mesh sanding sheets 93 x 230 mm	Mesh sanding sheets 115 x 280 mm
Manufacturer / machine	Part.-No. 8184-	Part.-No. 8183-	Part.-No. 8179-	Part.-No. 8180-	Part.-No. 8189-	Part.-No. 851-	Part.-No. 854-
<b>UNIVERSAL</b>							
With clamps without dust extraction						x	x
<b>AEG</b>							
VS 230/E, VS 260/E		x					
FS 2	x						
FDS 140				x			
FS 280					x		
<b>ATLAS COPCO</b>							
VS 230, VSE 230,		x					
VSS 260, VSSE 260		x					
VS 11	x						
VSS 22		x					
VS 280 E, VS 280 SE,					x		
VSE 230, VSS 20 E					x		
<b>BLACK &amp; DECKER</b>							
P 63-01	x						
KA 175, KA 186, KA 186 E		x	x				
KA 273					x		
KA 310, KA 320 EKA			x				
<b>BOSCH</b>							
GSS 23 AE, GSS 230 A/ AE,		x					
PSS 23 A/AE, PSS 240 A/AE		x					
PSS 180 A, PSS 200 A,		x					
PSS 250 AE, PSM 200 AES		x					
GSS 28 A/AE, GSS 280 A/AE,					x		
PSS 28 AE, PSS 280 AE					x		
PSS 300 AE					x		
PSS 289 AE					x		
GSS 16 A	x						
<b>CASALS</b>							
KLAR 210		x					
BLR 250					x		
VLR 300					x		
<b>DEWALT</b>							
D26420, D26421					x		
D26422, D26423		x					
<b>EINHELL</b>							
TC-OS 1520/1			x				
EST 170		x					
LRS 93 G/M, RS 3/E		x					
TE-OS 2520 E					x		
RT-OS 30					x		
<b>ELU</b>							
VS 41, VS 71					x		
<b>FELISATTI</b>							
TP 31 E	x						
<b>FERM</b>							
PSM 1024		x					
<b>FESTO / FESTOOL</b>							
RS 4, RS 4 E, RS 4 STF/ESTF	x						
RS 400 (-Plus), RTS 400 EQ/Q	x						
RS 3 E, RS 3 SFE		x					
RS 1 STF, RS 2 STF, RS 2 E					x		

# Orbital sander sheets QUICK-STICK

Orbital sander sheets QUICK-STICK	 	 	 	 	 		
Size: Width x length	punched 80 x 133 mm	punched 93 x 185 mm	punched 93 x 187 mm	punched 100 x 115 mm	punched 115 x 230 mm	Mesh sanding sheets 93 x 230 mm	Mesh sanding sheets 115 x 280 mm
Manufacturer / machine	Part.-No. 8184-	Part.-No. 8183-	Part.-No. 8179-	Part.-No. 8180-	Part.-No. 8189-	Part.-No. 851-	Part.-No. 854-
<b>FESTO / FESTOOL</b>							
RS 200 Q/EQ, R 100 Q/CQ					x		
RS 300, LRS 93		x					
<b>HITACHI</b>							
SV 8 SA	x						
FS 10 SB		x					
SV 12 SF, 12 SG, 12 SH				x			
SV 12 SD, SV 12 V					x		
<b>HOLZ HER</b>							
2241					x		
<b>KRESS</b>							
CRS 6165 A, 300 RSE					x		
CRS 6175 EA					x		
<b>MAC ALLISTER</b>							
MSS 260			x				
MSS 300					x		
<b>MAFELL</b>							
UK 115 / U 115E					x		
<b>MAKITA</b>							
9036		x					
BO 4556, BO 4554, BO 4561				x			
BO 4554, BO 4561				x			
9045 B, 9045 N					x		
BO 9046, BO 4901, BO 4900 V					x		
<b>METABO</b>							
SR 356, SR 4350		x					
SR 357		x					
SR 10-23 INTEC, SR 20-23		x					
FSR 200 INTEC				x			
SR 358, SRE 4351					x		
<b>MILWAUKEE</b>							
POS 13	x						
<b>PEUGEOT</b>							
PV 240 A, TV 4102		x					
TV 4003, TV 4103					x		
<b>RYOBI</b>							
ESS 1890C, ESS 2590V		x					
S 33 K		x					
NS 6200, NS 6300 A					x		
ESS 3215V					x		
<b>SKIL</b>							
7300, 7320, 7330, 7340, 7360		x					
7365, 7390, 7395		x					
7351AA, 7366AA		x					
7270, 7300 S		x					
666					x		
<b>WEGOMA</b>							
LR 184 H		x					
<b>WORX DIY</b>							
WX637				x			
WX639, WX640, WX26FS			x				
<b>WORX PRO</b>							
WU644, WU641		x					
<b>WEGOMA</b>							
LR 184 H		x					